



AUTUMN 2

Newsletter

Our Vision

We act in the best ways we can; to support each child become the best version of themselves



Co-Heads Message



Key messages from our head teachers

Welcome to our Autumn 2 edition of our newsletter. What a very busy half term this has been. It started off with our very successful Ofsted Inspection – we are very proud of the achievement of being judged as Outstanding in all five areas judged. But that is not the only thing that happened this term – there have been many sporting visits, Nativity plays and the Winter Fair alongside visits to the Gurdwara and the mosque in addition to all of the wonderful learning experiences that have taken place throughout the school.

May we take this opportunity to wish you all a very enjoyable holiday and a very Happy New Year! We look forward to seeing you all in January.

Diary



Important dates

Performance Assemblies scheduled for this term:

Date	Class	
Thursday 16th January	6A at 9:00am in the Junior Hall	
Friday 17th January	1C at 9:10am in the Infant Hall	4D at 9:00am in the Junior Hall
Thursday 6th February	5A at 9:00am in the Junior Hall	
Friday 7th February	2C at 9:10am in the Infant Hall	3B at 9:00am in the Junior Hall
Thursday 6th March	6D at 9:00am in the Junior Hall	
Friday 7th March	1D at 9:10am in the Infant Hall	4C at 9:00am in the Junior Hall
Thursday 27th March	6B at 9:00am in the Junior Hall	
Friday 28th March	2D at 9:10am in the Infant Hall	3D at 9:00am in the Junior Hall

Other key dates for this term:

Spring Term 2024	Event	Date	Timings
	First day of Spring Term	Monday 6th January	Usual timings
	Swimming begins for classes 4B & 4D	Wednesday 8th January	AM
	PTA Meeting for parents in Dance Studio @ 9am	Monday 13th January	9:00am
	Year 6 Movie Night	Thursday 30th January	TBC
	Open Classrooms Y5, Y6	Tuesday 11th February	8.40am TO 9.10am
	Open Classrooms R, Y2	Wednesday 12th February	8.40am TO 9.10am
	Open Classrooms Y1, Y3, Y4	Thursday 13th February	8.40am TO 9.10am
	Year 5 Movie Night	Thursday 6th March	TBC
	Whole school INSET day	Monday 10th March	ALL DAY
	Year 4 Movie Night	Thursday 13th March	TBC
	Parent Consultations	Thursday 20th March	3.45 to 5.45 pm
	Parent Consultations	Thursday 27th March	3.45 to 5.45 pm

	Spring Disco	Friday 4th April	TBC
--	--------------	------------------	-----

Please note for the most recent dates, please check the calendar on the school website. This can be found on the 'About Us' section of the drop down menus. Please click on the link below to take you straight there:

<https://www.geariesprimaryschool.co.uk/diary/grid/2024/10>

Events




These are some of the exciting events that have happened in our school

Design and technology

Across the school we have been doing lots of DT project. In Reception they have been designing Christmas cookies; in Year 2 they have created fire engines linked to their topic the Great Fire of London; the year 3s made Christingle and sandwiches; the Year 4s have been making Roman money holders and doing podcasts and the Year 6s have been making ginger bread.




Reception decorating cookies



Year 2 Fire engines



Year 3 Christingle and sandwiches



Year 4 Roman money holders and podcasts



Year 6 and ginger bread men



Sporting Events

Some of our children went to the Olympic Pool to participate in swimming events.



As ever, there have been many sporting events this term. Firstly, we had dance workshops with all Key Stage 2 classes.

Here are some photos from the two multi sport trips to Valentine high school with children from Year 3.



Some of our children attended a **multi-sport event** where the children were put through their paces. Everyone came back happy but exhausted.



The children thoroughly enjoyed the experience. Children from year 11 as part of their PE course had to teach a group of children PE skills. These were a fitness circuit, running races and ball skills. There were two other schools there and they mixed up the schools. One child told me she had made some new friends.

At the end the children were all given stickers and one child from each group was awarded a medal, for a variety of reasons (trying hard, helping others, being sporty). This was presented by the year 11 group leader.

The children performed brilliantly at the tag rugby event which was a fast paced fun event for all.



Educational Trips


Reception children went to the woods, the Year 2 children went to the Panto (oh no they didn't...) and the Year 5 children went to the Mosque this term. Trips are vital part of children's learning. In fact, children's engagement with the environment can have lifelong benefits.



Reception in the Woods



Year 2 Panto visit



Year 5 Mosque visit



The school nativity

The school nativity was excellent and the children really shone like stars. We know that the parents were as proud as we were of the children and their lovely performance.




The Winter Fair

The Winter Fair was a great success – **a total of £4,871.77 was raised**. So many of you bought a ticket and came and enjoyed the stalls, food, rides and games, not to mention being lucky enough to meet Santa! Our thanks go out to the hard work and dedication of the PTA members who gave up so much of their time to help to make this event the huge success that it was.


Online Safety




Each newsletter will have an online safety focus:



TIKTOK PARENT GUIDE






START A CONVERSATION

A great place to start when it comes to online safety is to talk about it. Speak with your child about the online risks mentioned above. We can talk about the importance of keeping personal information safe; support your child in learning to become digitally resilient.


Part of this also means being able to identify if someone their speaking with online is not to be trusted. For some great resources to help to talk to your young person about this, check out the Thinkuknow website.



USE PRIVACY SETTINGS

With a public account anyone can view and download your videos, even if they haven't created a TikTok account. Talk to your young person about the benefits of privacy settings.


Although there may be resistance to setting privacy settings if a user is seeking more likes and followers, emphasise the value of having greater levels of control and privacy.



USE RESTRICTED MODE

By going to the 'Digital Wellbeing' section on TikTok you can enable Restricted Mode. This has been created to filter out mature or inappropriate content.


While this may not be perfect, it should offer some level of filtering. To set restricted mode you will need to create a pin code.



ENABLE FAMILY PAIRING MODE

Family pairing mode allows you to link your TikTok with your child's account. By using Family Pairing Mode you can change settings on your child's account including:

- Screen Time Management - How long the app can be used for.
- Restricted Mode - Filtering inappropriate content.
- Direct Messages - Turn off direct messages completely, or restrict certain users from sending messages.




LEARN HOW TO BLOCK AND REPORT

Make sure that your young person knows how to use all of the block and report features. It's possible to restrict comments, restrict Duets, report a comment and block a user.

These features can help users to have a greater level of control on the platform, but they are only helpful if your young person knows how to use them.

Talk through how to make use of these settings with your young person.



BE MINDFUL OF SCREEN TIME

Excessive screen time on social media can have negative impacts on student wellbeing. If your young person is old enough to use TikTok, have a conversation with them to agree appropriate levels of screen time. You could start the conversation by asking them how much screen time per day they think would be good for them.

There is also the option of setting screen time limits under the screen time management option. This allows you to limit the amount of time a user can spend on the app per day. This option can then be locked with a PIN code.

Please click on the link below to be able to read the guidance in more detail

Important Message



The school has now changed its cashless payments system from SchoolPing to ParentPay. This means all trips and events must now be paid for via the ParentPay website, www.parentpay.com. If you haven't already done so, please ensure you have activated your ParentPay account.

Please use the Username and Password details already sent out by the school office to do so.

If you have already created a ParentPay account for a child in another school, you can simply add your child at Gearies Primary School to this account via the 'Add a child' button.

Please note: you are not required to pay for school meals so please do not make school meal payments.

Please contact the school office should you need assistance.